


Health Plan Incentive 2025 At A Glance

Oakland Physician Network Services	Aetna Better Health* (2025)	BCN COMMERCIAL HMO (2025)	BCNA/MAPPO (2025)	HAP (2022)	Humana* (2025)	McLaren (2025)	Meridian (2025)	Molina* (2025)	Priority (2025)	United (2024)
Child Immunizations										
Childhood Immunizations Combo 3	HEDIS T1: 69.69% T2: 74.69%							Medicaid Marketplace Tier1: \$300 Tier 2: 75th Percentile \$250 90th Percentile \$500	90th Percentile Commercial: 87% Medicaid: 68% \$100 75th Percentile Medicaid 60% \$50	
Childhood Immunizations Combo 10		Flat Fee \$200				Medicaid \$100	30.90% \$35 37.64% \$70 45.26% \$90	Medicaid Marketplace Tier1: Additional \$100 Tier 2: 75th Percentile \$50 90th Percentile \$100		Criteria: Series of immunizations DTaP - \$40 IPV - \$30 MMR - \$10 HiB - \$30 Hepatitis B - \$30 VZV - \$10 PCV - \$40 Hepatitis A - \$10 Rotavirus - \$30 Influenza - \$20
Adolescent Immunizations										
Adolescent Combo 2		Flat Fee \$150				Medicaid \$50	34.31% \$35 40.88% \$70 48.80% \$90		90th Percentile Commercial: 53% Medicaid: 36% \$100 75th Percentile Medicaid 34% \$50	\$25
HPV		Flat Fee \$75								
Lead Screening										
Blood Lead	HEDIS T1: 62.79% T2: 70.07%						62.79% \$20 70.07% \$40 79.26% \$50	Medicaid Marketplace Tier1: \$50 Tier 2: 75th Percentile \$25 90th Percentile \$50	90th Percentile Medicaid: 66% \$50	Gap Closure Incentive \$50 Tier One: 62.8% \$75 Tier Two: 70.1% \$100


Health Plan Incentive 2025 At A Glance

	Aetna Better Health* (2025)	BCN COMMERCIAL HMO (2025)	BCNA/MAPPO (2025)	HAP (2022)	Humana* (2025)	McLaren (2025)	Meridian (2025)	Molina* (2025)	Priority (2025)	United (2024)
Well Care Visits										
Well Child Visits Within the First 15 Months (6th Visit)		Flat Fee \$100					58.38% \$35 63.34% \$70 68.09% \$90	Medicaid Marketplace Tier1: \$150 Tier 2: 75th Percentile \$100 90th Percentile \$200	90th Percentile Commercial: 90% Medicaid: 73% \$100 75th Percentile Medicaid 66% \$50	Gap Closure Incentive \$75 Tier One: 63.3% \$100 Tier Two: 68.1% \$125
Well Child Visits in the First 30 Months of Life	HEDIS T1: 58.38% T2: 63.34%	Flat Fee \$100					66.76% \$35 71.35% \$70 77.78% \$90	Medicaid Marketplace Tier1: \$50 Tier 2: 75th Percentile \$100 90th Percentile \$200	90th Percentile Commercial: 92% Medicaid: 72% \$80 75th Percentile Medicaid 68% \$50	Gap Closure Incentive \$75 Tier One: 62.1% \$100 Tier Two: 66.8% \$125
Child and Adolescent Well-Care Visits	Ages 3-11 HEDIS T1: 55.66 T2: 62.89% Ages 12-17 HEDIS T1: 49.20% T2: 56.32%	Flat Fee \$25				Medicaid 75th Percentile \$25 90th Percentile \$50	48.07% \$10 55.08% \$15 61.15% \$30	Medicaid Marketplace Tier1: \$50 Tier 2: 75th Percentile \$25 90th Percentile \$50	90th Percentile Commercial: 69% Medicaid: 55% \$100 75th Percentile Medicaid 54% \$50	Gap Closure Incentive \$50 Tier One: 55.1% \$75 Tier Two: 61.2% \$100
Weight Assessment and Counseling for Children: BMI Percentile		88.89%								
Weight Assessment and Counseling for Nutrition and Physical Activity		\$25								
Appropriate Testing for Pharyngitis										Age 3-65+ \$10
Appropriate Treatment for Upper Respiratory Infection		Flat Fee \$50								
Medicare Wellness Visit			84% \$75							


Health Plan Incentive 2025 At A Glance

Oakland Physician Network Services	Aetna Better Health* (2025)	BCN COMMERCIAL HMO (2025)	BCNA/MAPPO (2025)	HAP (2022)	Humana* (2025)	McLaren (2025)	Meridian (2025)	Molina* (2025)	Priority (2025)	United (2024)
Women's Care										
Breast Cancer Screening - Mammogram	HEDIS T1: 52.20% T2: 58.35%	82.52% \$70	84% \$25		Weight: 1 Star Level 2 >=53% Star Level 3 >=67% Star Level 4 >=75% Star Level 5 >=82%	Medicaid \$50	52.20% \$20 58.35% \$40 63.37% \$50	Medicaid Marketplace Tier1: \$50 Tier 2: 75th Percentile \$25 90th Percentile \$50 Medicare 5 Star \$75 4 Star \$50	90th Percentile Commercial: 83% Medicaid: 60% Medicare 83% \$30 75th Percentile Medicaid: 56% Medicare 80% \$15	Gap Closure Incentive \$50 Tier One: 52.2% \$75 Tier Two: 58.4% \$100
Cervical Cancer Screening	HEDIS T1: 57.11% T2: 61.80%	81.85% \$50				Medicaid 75th Percentile \$25 90th Percentile \$50	57.11% \$10 61.80% \$15 66.48% \$30	Medicaid Marketplace Tier1: \$50 Tier 2: 75th Percentile \$25 90th Percentile \$50	90th Percentile Commercial: 82% Medicaid: 64% \$30	Gap Closure Incentive \$50 Tier One: 57.1% \$75 Tier Two: 61.8% \$100
Chlamydia Screening Test	HEDIS T1: 56.04% T2: 62.90%					Medicaid \$25	56.04% \$20 62.90% \$40 67.39% \$50	Medicaid Marketplace Tier1: \$50 Tier 2: 75th Percentile \$25 90th Percentile \$50	90th Percentile Medicaid: 69% \$20	Gap Closure Incentive \$50 Tier One: 62.9% \$75 Tier Two: 67.4% \$100
Osteoporosis Management in Women Who Had a Fracture			Flat Fee \$65		Weight: 1 Star Level 2 >=27% Star Level 3 >=39% Star Level 4 >=52% Star Level 5 >=71%			Medicare 5 Star \$100 4 Star \$75		

Health Plan Incentive 2025 At A Glance

	Aetna Better Health* (2025)	BCN COMMERCIAL HMO (2025)	BCNA/MAPPO (2025)	HAP (2022)	Humana* (2025)	McLaren (2025)	Meridian (2025)	Molina* (2025)	Priority (2025)	United (2024)
Comprehensive Diabetes Care										
Retinal or Dilated Eye Exam by an Eye Care Professional	HEDIS T1: 52.31% T2: 59.37%	65.57% \$50	84% \$75		Weight: 1 Star Level 2 >=57% Star Level 3 >=70% Star Level 4 >=77% Star Level 5 >=83%		52.31% \$35 59.37% \$70 63.33% \$90	Medicaid Marketplace Tier 1: \$50 Tier 2: 75th Percentile \$25 90th Percentile \$50 Medicare 5 Star \$75 4 Star \$50	90th Percentile Commercial: 74% Medicare: 62% Medicare 84% \$70	Gap Closure Incentive \$50 Tier One: 52.3% \$75 Tier Two: 59.4% \$100
HbA1c control (<8 %)		72.26% \$175		Commercial Target: 64% \$0.25 PMPM Medicare Target: 81% \$0.50 PMPM		Medicaid \$25	52.31% \$35 57.18% \$70 60.34% \$90			Age 18-75 \$30
HbA1c control (<=9 %)			92% \$100	Commercial Target: 64% \$0.25 PMPM Medicare Target: 81% \$0.50 PMPM	Weight: 3 Star Level 2 >=49% Star Level 3 >=72% Star Level 4 >=84% Star Level 5 >=90%			Medicare 5 Star \$75 4 Star \$50	90th Percentile Commercial: 77% Medicare: 63% Medicare 90% \$110 75th Percentile Medicare: 60% Medicare 88% \$50	


Health Plan Incentive 2025 At A Glance

	Aetna Better Health* (2025)	BCN COMMERCIAL HMO (2025)	BCNA/MAPPO (2025)	HAP (2022)	Humana* (2025)	McLaren (2025)	Meridian (2025)	Molina* (2025)	Priority (2025)	United (2024)
Kidney Disease Screening	HEDIS T1: 33.52% T2: 41.49%	61.46% \$75	75% \$50		Weight: 1 Star Level 2 TBD Star Level 3 TBD Star Level 4 TBD Star Level 5 TBD		31.89% \$20 40.60% \$40 46.76% \$50	Medicaid Marketplace Tier1: \$50 Tier 2: 75th Percentile \$25 90th Percentile \$50 Medicare 5 Star \$75 4 Star \$50	90th Percentile Commercial: 73% Medicaid: 40% Medicare 70% \$20	Gap Closure Incentive \$50 Tier One: 41.5% \$75 Tier Two: 47.6% \$100
Diabetes Care - Blood Pressure Control						Medicaid \$25				
Diabetes Combination Bonus						GSD & KED \$50				
OB/Pregnancy Care										
Postpartum Care							79.63% \$35 84.23% \$70 88.33% \$90			
Timeliness of Prenatal Care							78.10% \$35 82.00% \$70 84.59% \$90			
Adult Access to Care										
Adult Well Visit					>= 67% \$18 PMPM					Gap Closure Incentive \$50 Tier One: 74.7% \$75 Tier Two: 79.4% \$100

Health Plan Incentive 2025 At A Glance

	Aetna Better Health* (2025)	BCN COMMERCIAL HMO (2025)	BCNA/MAPPO (2025)	HAP (2022)	Humana* (2025)	McLaren (2025)	Meridian (2025)	Molina* (2025)	Priority (2025)	United (2024)
Controlling High Blood Pressure for Hypertension	HEDIS T1: 61.31% T2: 67.27%			Commercial Target: 68% \$0.25 PMPM Medicare Target: 82% \$0.50 PMPM	Weight: 3 Star Level 2 >=69% Star Level 3 >=74% Star Level 4 >=80% Star Level 5 >=85%		61.31% \$35 67.27% \$70 72.22% \$90	Medicaid Marketplace Tier1: \$50 Tier 2: 75th Percentile \$50 90th Percentile \$75 Medicare 5 Star \$75 4 Star \$50	90th Percentile Commercial: 78% Medicaid: 78% Medicare 86% \$110 75th Percentile Medicaid: 69% Medicare 81% \$50	
Colorectal Screening		76.72% \$15	88% \$40		Weight: 1 Star Level 2 TBD Star Level 3 TBD Star Level 4 TBD Star Level 5 TBD			Medicare 5 Star \$50 4 Star \$25	90th Percentile Commercial: 71% Medicare 83% \$30	
Medication Adherence										
Med. Adherence for Cholesterol (Statins)			94% \$30		Weight: 3 Star Level 2 >=80% Star Level 3 >=85% Star Level 4 >=89% Star Level 5 >=93%			Medicare 5 Star \$75 4 Star \$50	90th Percentile Medicare 93% \$25	
Med. Adherence for Hypertension			94% \$30		Weight: 3 Star Level 2 >=83% Star Level 3 >=87% Star Level 4 >=90% Star Level 5 >=92%			Medicare 5 Star \$75 4 Star \$50	90th Percentile Medicare 92% \$25	


Health Plan Incentive 2025 At A Glance

	Aetna Better Health* (2025)	BCN COMMERCIAL HMO (2025)	BCNA/MAPPO (2025)	HAP (2022)	Humana* (2025)	McLaren (2025)	Meridian (2025)	Molina* (2025)	Priority (2025)	United (2024)
Med. Adherence for Diabetes			92% \$30		Weight: 3 Star Level 2 >=80% Star Level 3 >=85% Star Level 4 >=87% Star Level 5 >=91%			Medicare 5 Star \$75 4 Star \$50	90th Percentile Medicare 91% \$25	
Tobacco Cessation Counseling										
Tobacco Cessation Counseling										Age 14+ \$15
Uncategorized										
Adult Access to Preventive/Ambulatory Health Services 20-44 Years	HEDIS T1: 69.69% T2: 74.69%					Medicaid \$2 PMPM		Medicaid Marketplace Tier1: \$10 Tier 2: \$10 75th Percentile \$10 90th Percentile \$20		
Adult Access to Preventive/Ambulatory Health Services 45-64 Years	HEDIS T1: 80.18% T2: 84.08%									
Adult CAHPS measure: Adult Survey - General Population: Getting Care Quickly Composite				Commercial Target: 91% \$0.25 PMPM Medicare Target: 82% \$0.50 PMPM						
Adult Immunizations: Influenza		Flat Fee \$5								\$40
Antidepressant Medication Management - Effective Continuation Phase Treatment		Flat Fee \$50						Medicare \$50		
Antipsychotic Medication Adherence for Individuals with Schizophrenia										Age 18+ \$15


Health Plan Incentive 2025 At A Glance

	Aetna Better Health* (2025)	BCN COMMERCIAL HMO (2025)	BCNA/MAPPO (2025)	HAP (2022)	Humana* (2025)	McLaren (2025)	Meridian (2025)	Molina* (2025)	Priority (2025)	United (2024)
Asthma Medication Ratio	HEDIS T1: 65.61% T2: 70.82%	Flat Fee \$50				Medicaid \$2 PMPM	65.61% \$35 70.82% \$70 75.92% \$90	Medicaid Marketplace Tier1: \$50 Tier 2: 75th Percentile \$50 90th Percentile \$100		Age 5-64 \$25
Care Coordination: Codes Per K								150 Codes per K \$2.00 PMPM		
Care Coordination: Unique Members								5.00% \$2.00 PMPM		
Care for Older Adults - Functional Status Assessment					Weight: 1 Star Level 2 >=42% Star Level 3 >=62% Star Level 4 >=77% Star Level 5 >=91%			Medicare 5 Star \$50 4 Star \$25		
Care for Older Adults - Medication Review					Weight: 1 Star Level 2 >=53% Star Level 3 >=80% Star Level 4 >=92% Star Level 5 >=98%			Medicare 5 Star \$50 4 Star \$25		
Care management						Medicaid \$2 PMPM				\$75 for each CM/CC code that does not have a state assigned Medicaid Rate


Health Plan Incentive 2025 At A Glance

	Aetna Better Health* (2025)	BCN COMMERCIAL HMO (2025)	BCNA/MAPPO (2025)	HAP (2022)	Humana* (2025)	McLaren (2025)	Meridian (2025)	Molina* (2025)	Priority (2025)	United (2024)
Composite Score Medicare: Stars Commercial: # measures at 50th percentile/total # measures				Commercial Target: 75% \$1 PMPM Medicare Target: 4.0 \$4 PMPM						
Concurrent Use of Opioids and Benzodiazepine					Weight: 1 Star Level 2 TBD Star Level 3 TBD Star Level 4 TBD Star Level 5 TBD					
Diagnostic Dental Services (D01000-D0999)	MDHHS Dental Measure T1: 30.00% T2: 36.00%									
ER Utilization per 1,000 Members					<= 553 \$1 PMPM					
Follow-Up after ED Visit for High risk Multiple Chronic conditions			Flat Fee \$50		Weight: 1 Star Level 2 >=39% Star Level 3 >=53% Star Level 4 >=60% Star Level 5 >=69%					
Foster Care Well Visit Within 30 Days of Placement							Medicaid Marketplace Tier1: \$125 Tier 2: \$125			\$75
HCC Gap Closure Program 2022				MA Only \$100						
HIE Participation						Medicaid \$2 PMPM				
Medicatio Reconciliation 1111F				MA Only \$35						


Health Plan Incentive 2025 At A Glance

	Aetna Better Health* (2025)	BCN COMMERCIAL HMO (2025)	BCNA/MAPPO (2025)	HAP (2022)	Humana* (2025)	McLaren (2025)	Meridian (2025)	Molina* (2025)	Priority (2025)	United (2024)
Medication Reconciliation Post-Discharge			Flat Fee \$50		Weight: 0.25 Star Level 2 >=42% Star Level 3 >=57% Star Level 4 >=73% Star Level 5 >=87%					
MiHIN Use Cases: ACRS, HD, ADT, PPQC and CCDA				Commercial Target: Compliant \$0.25 PMPM Medicare Target: Compliant \$0.25 PMPM						
Patient Engagement			Flat Fee \$50							
Patient Experience Rating					>= 86.32% \$18 PMPM >= 85.92% \$12 PMPM >= 84.88% \$6 PMPM					
Plan All-Cause Readmission					Weight: 3 Star Level 2 <=14% Star Level 3 <=12% Star Level 4 <=10% Star Level 5 <=8%					
Preventive Dental Services (D1000-D1999)	MDHHS Dental Measure T1: 17.00% T2: 24.00%									

Health Plan Incentive 2025 At A Glance

	Aetna Better Health* (2025)	BCN COMMERCIAL HMO (2025)	BCNA/MAPPO (2025)	HAP (2022)	Humana* (2025)	McLaren (2025)	Meridian (2025)	Molina* (2025)	Priority (2025)	United (2024)
Social Determinants of Health				SDoH Z codes submitted for \$ population Commercial Target: 1.5% \$0.25 PMPM Medicare Target: 1.5% \$0.25 PMPM						\$75 for the submission of Z codes: One per member per year: billed by the member's assigned PCP
Social Needs Creening								Medicaid Tier1: \$10 Tier 2: 20.00% \$0.50 PMPM 30.00% \$1.00 PMPM 40.00% \$1.50 PMPM		
Statin Therapy for Patients with Cardiovascular Disease - Received Therapy		87.84% \$100	95% \$50		Weight: 1 Star Level 2 >=81% Star Level 3 >=85% Star Level 4 >=88% Star Level 5 >=92%			Medicare 5 Star \$75 4 Star \$50	90th Percentile Medicare 93% \$25	
Statins - Use in Persons with Diabetes			94% \$50		Weight: 1 Star Level 2 >=81% Star Level 3 >=86% Star Level 4 >=89% Star Level 5 >=93%			Medicare 5 Star \$75 4 Star \$50	90th Percentile Medicare 92% \$25	

Health Plan Incentive 2025 At A Glance

	Aetna Better Health* (2025)	BCN COMMERCIAL HMO (2025)	BCNA/MAPPO (2025)	HAP (2022)	Humana* (2025)	McLaren (2025)	Meridian (2025)	Molina* (2025)	Priority (2025)	United (2024)
Transition of Care - Patient Engagement after Inpatient Discharge					Weight: 0.25 Star Level 2 TBD Star Level 3 TBD Star Level 4 TBD Star Level 5 TBD					
Use of Imaging Studies for Low Back Pain		80.85% \$100								
Use of Multiple Anticholinergic (ACH) Medications in Older Adults					Weight: 1 Star Level 2 TBD Star Level 3 TBD Star Level 4 TBD Star Level 5 TBD					
Utilization Measures				Avoidable ED visits/1000 Acute Inpatient Admits/1000 30 Day Readmissions \$1 PMPM if 2 out of 3 meet the target (20% better than the HAP Average) Reward only if composite score >50% (Commercial) or 3.0 (Medicare)						

Health Plan Incentive 2025 At A Glance

* AETNA - Top 10 HEDIS Measures with the most Members who meet the clinical criteria to be included in the Measure's measurement pool, equal to or greater than 5, will be eligible for an annual P4Q incentive of up to \$1.00 PMPM per measure. Groups will also be eligible for additional incentive for two dental measures outside of the top 10 HEDIS Measures.

* HUMANA - An aggregated weighted star level achieved for identified HEDIS and Patient Safety measures, rounded to the nearest one hundredth

5.00 Star Level
\$96.00 PMPY

4.50 Star Level
\$48.00PMPY

4.00 Star Level
\$24.00 PMPY

HEDIS/Patient Safety Star Level Improvement - Health Equity Index Eligible Population
The difference in the current Measurement Year HEDIS/Patient Safety Star Level as compared to the prior Measurement Year for the current paneled patients at the end of the current Measurement Year. TO be eligible for payment, the current Measurement Year's HEDIS/Patient Safety Star Level must be greater than or equal to a 3.00 Star Level.

>=0.25 Improvement versus previous year
\$20.00 PMPY per 0.25 Improvement Year-over-Year.

* MOLINA -
Tier 1: Groups with less than 100 members
Tier 2: Groups with 100+ Members

Health Plan Websites

Aetna Better Health www.aetnabetterhealth.com/michigan

-2025 Incentive Program Measures

BCN Commercial HMO www.bcbsm.com

-2025 Incentive Program Measures

BCNA/MAPPO www.bcbsm.com

-2025 Incentive Program Measures

HAP www.hap.org

-2022 Incentive Program Measures

Humana www.humana.com

-2025 Incentive Program Measures

McLaren www.mclarenhealthplan.org

-2025 Incentive Program Measures

Meridian www.mhplan.com

-2025 Incentive Program Measures

Molina www.molinahealthcare.com

-2025 Incentive Program Measures

Priority www.priorityhealth.com

-2025 Incentive Program Measures

United www.uhccommunityplan.com

-2024 Incentive Program Measures